


aquamox

Behind every great shower



crest
showers



Overview

The Aquamox system has transformed the way tiled showers are built in today's homes.

A lightweight yet durable system means a simpler installation which can cut days off the lengthy delays with other traditional methods. With the ability to trim to size on site means that you can ensure an easy millimetre perfect fit around the most complex of designs. Consider Aquamox as the modular building blocks for your next tiled bathroom.

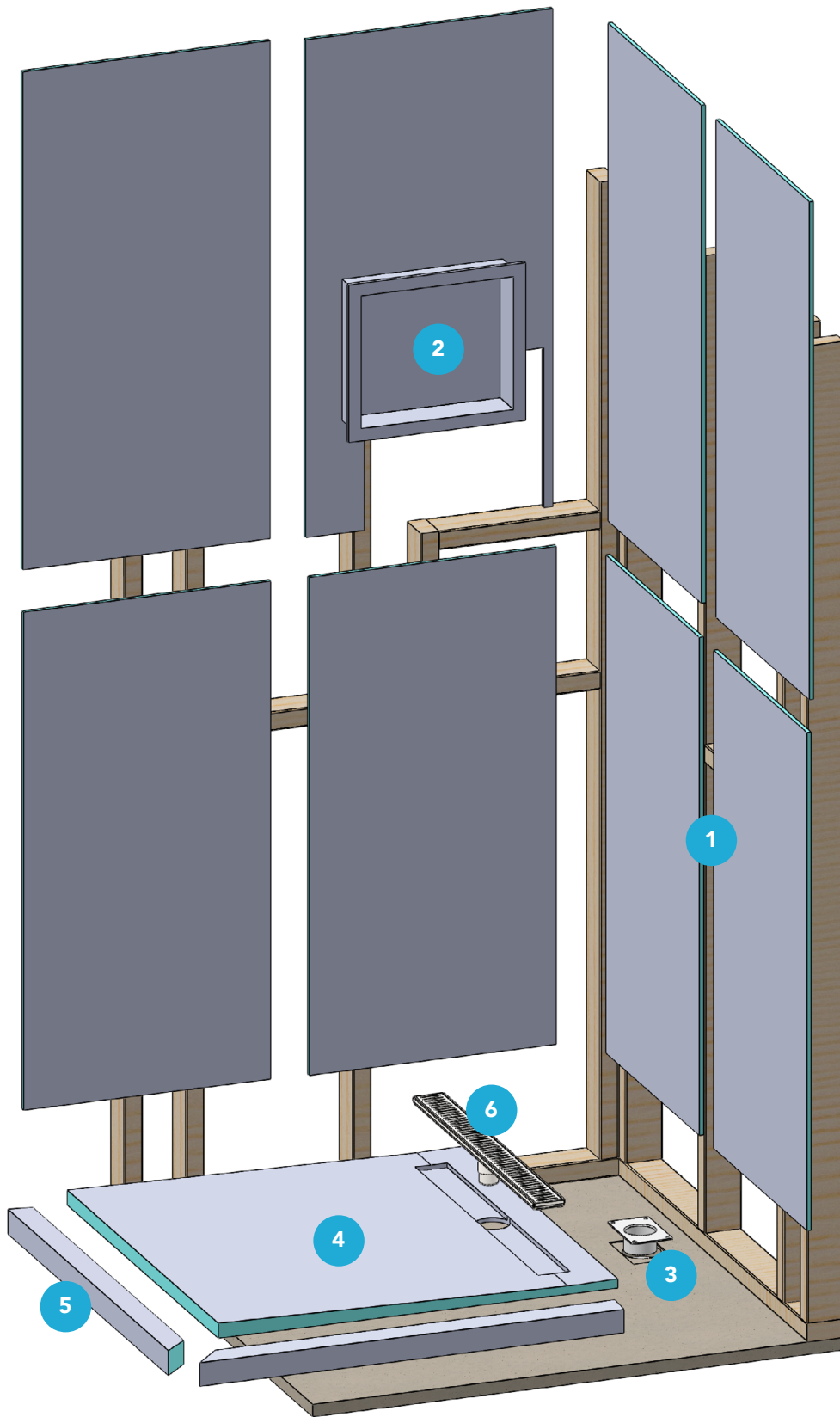
Features & Benefits

- ✓ Lightweight
- ✓ Durable
- ✓ Easy to install
- ✓ 30 minute curing time
- ✓ Cost effective
- ✓ Heat & sound insulation
- ✓ Pre-contoured to drain

crest
showers

Crest is the leader in supplying high end and bespoke showers, priding itself on the ability to produce beautiful products through market leading research and design. With many unique and stand apart features, Crest Showers have redefined what is possible in the shower industry.

Putting the customer first, we will always be on call to make the bathroom building process as easy as possible.

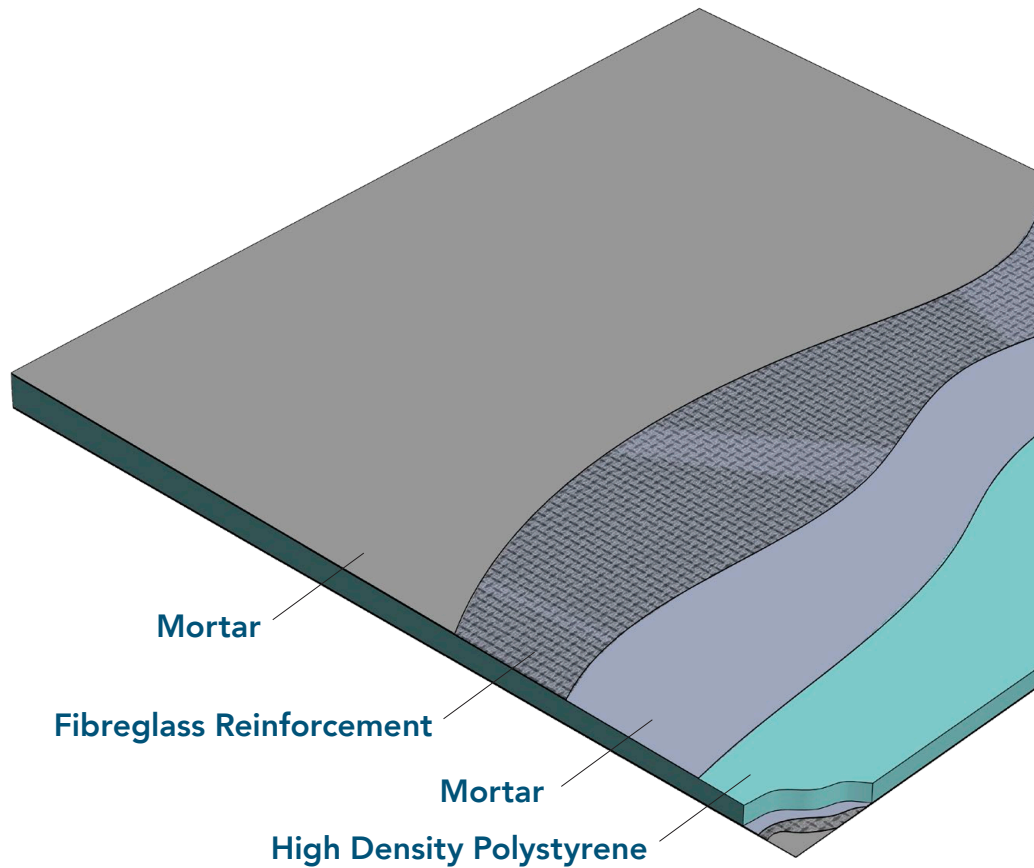


- 1 Wall boards
- 2 Wall Niche
- 3 Flange
- 4 Shower tray
- 5 Hobs
- 6 Channel drain

Technical Details

Laminate Structure

Aquamox is a high density foam board core coated with a fibreglass mesh and polymer cement mortar on both sides. This design gives the extra rigidity and strength while remaining lightweight. It also creates an impervious surface for added peace of mind. Its make up gives this product excellent sound and thermal insulation properties.



(Properties of the HD Polystyrene component)

Density	36kg/m ²
Thermal Conductivity	0.027 watt/mK
Thermal Conductivity	(5 years) 0.032 watt/mK
Compressive Strength	3.0kg/cm ² (300kN/m ²)
Water Absorption (Immersion)	0.02% by vol
Water Absorption (Capillary)	Nil
Coefficient of Linear Expansion	30 x 10.6
Flammability	B1 Class '0'
Fall/Contour	Minimum 4%



Installation



1. SURFACE PREP

Aquamox must always be installed on a flat / level surface that is clean and dust free. Flanges are to be flush with the floor and ensure that framing is spaced at 300mm centres for wall boards.



3. FIXING

Always dry fit before applying non solvent adhesive. Apply a generous 8mm bead of adhesive in lines at 100mm intervals. Adhesive can act as a self-leveller. Apply more generously to areas where required. When screwing wall board space the fixings to 300mm where the framing is located. Ensure that the washer is used.



2. MEASURE & CUT

When measuring a space always ensure you measure twice and cut once. Trimming can be done with either a craft knife or a hand saw. Ensure a straight and tidy cut for easier fitting together. Mitre join the hob edges for a cleaner finish and ensure the 5 degree fall is toward the shower tray.



4. CURING

Aquamox recommended adhesive needs 30 minutes curing time before any waterproofing membrane can be applied. During this time the product must not be touched. After 30 minutes use caution when working on the area.

More detailed instructions available online www.aquamox.co.nz

WE RECOMMEND



BUILDING TRUST



WATERPROOFING MEMBRANE

- › AquaBlok 2 Part
- › AquaBlok WPU
- › AquaBlok SBR
- › Sikalastic-152
- › Sikalastic-220 W

TILE ADHESIVE

- › Ultrapro
- › Promaxset
- › Prohesive Lite
- › SikaCeram-255 StarFlex LD
- › SikaCeram-290 StarLight

TILE GROUT

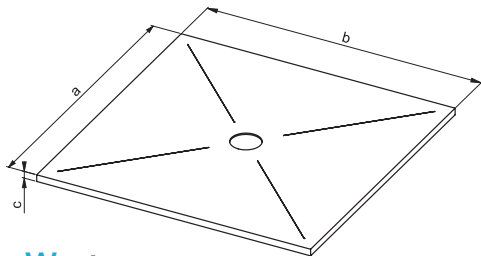
- › SikaCeram StarGrout
- › Sika Ceram CleanGrout

SILICONE

- › Sikasil Color

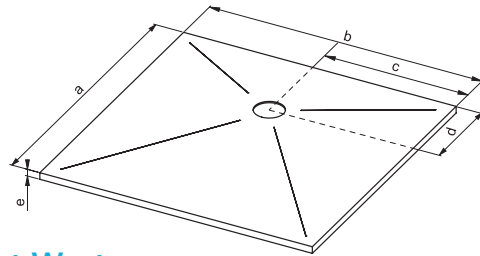
Product Ordering

STANDARD SHOWER BASES



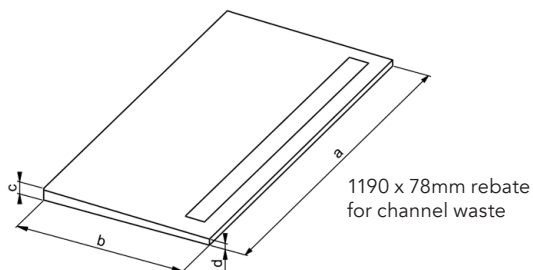
Centre Waste

CODE	A	B	C
TOB-A	1000mm	1000mm	20mm
TOB-B	1200mm	1200mm	25mm
TOB-C	1500mm	1000mm	30mm



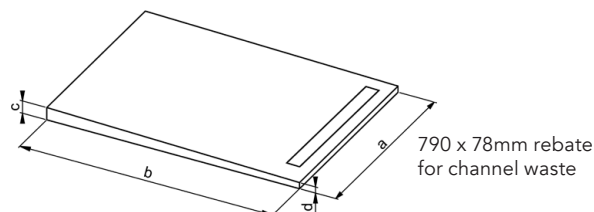
Offset Waste

CODE	A	B	C	D	E
TOB-BO	1200mm	1200mm	350mm	350mm	25mm
TOB-CO	1500mm	1000mm	720mm	320mm	30mm



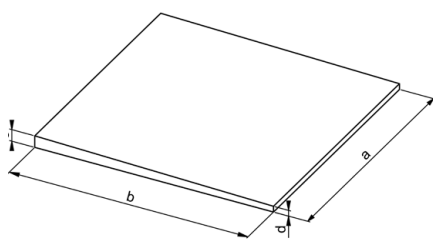
Channel Rebate Long Side

CODE	A	B	C	D
TOB-J	1500mm	1000mm	40mm	20mm



Channel Rebate Short Side

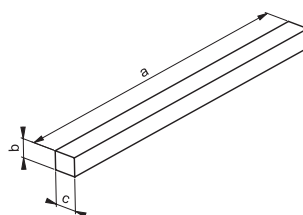
CODE	A	B	C	D
TOB-E	1000mm	1000mm	37mm	20mm
TOB-H	1000mm	1500mm	45mm	20mm
TOB-I	1000mm	1800mm	56mm	20mm



Wedge Shape Base Board

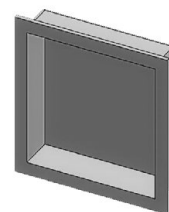
CODE	A	B	C	D
TOB-G	1000mm	1500mm	35mm	9mm
TOB-F	1000mm	1200mm	50mm	30mm

HOBS & PACKERS



CODE	A	B	C
TOB-S	1200mm	60mm	60mm
TOB-SL	2400mm	60mm	60mm
TOB-R	1200mm	80mm	80mm
TOB-P	1200mm	6mm	80mm
TOB-U	1800mm	10mm	100mm

NICHES



CODE	WIDTH	LENGTH
WN180*	180mm	120mm
WN320	320mm	320mm
WN370	370mm	320mm
WN470	470mm	320mm
WN520	520mm	320mm
WN640	640mm	340mm

*WN180 is a sloped footrest.



CAN'T FIND WHAT YOU NEED?

Crest Showers offer a wide range of custom design solutions, contact **0800 404 042** or email **sales@crestshowers.co.nz** to discuss your specific requirements.

TILE BACKER BOARD



Wall & Floor Underlay

CODE	WIDTH	LENGTH	THICK
AP1206	1200mm	600mm	6mm
AP1200	1200mm	600mm	10mm
AP1230	1200mm	600mm	30mm

WASTES

Easy Clean Waste



CODE SS	CODE BLACK	DESCRIPTION
STS105	STS105-B	Waste kit with stainless lid - bottom exit easy clean waste
STS106	STS106-B	Waste kit with tile insert lid - bottom exit easy clean waste



S-Trap Waste

CODE	DESCRIPTION
STS100	Waste kit with stainless lid - 100mm S-trap side exit waste
STS101	Waste kit with tile insert lid - 100mm S-trap side exit waste



Channel Waste S-Trap

CODE	DESCRIPTION
STS065	S-trap gully waste kit with 50mm outlet & leakproof puddle flange for channel wastes
PF080	Leakproof puddle flange only

EXTRAS



Flexible Waterproof Tape

CODE	DESCRIPTION
AP1000	100mm W x 10m L waterproof adhesive tape (10m roll)



IMPORTANT:
Only use Aquamox adhesive glue

Aquamox Adhesive Glue

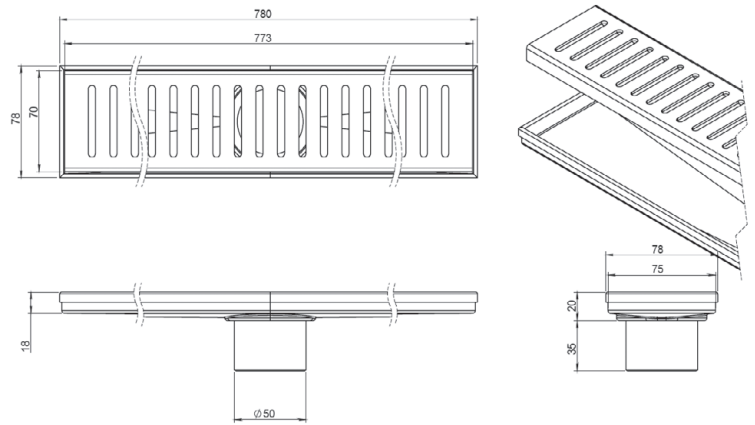
CODE	DESCRIPTION
AP1070	375ml tube adhesive glue (for gluing down base & hobs)



Tile Backerboard Fixings


CODE	DESCRIPTION
AP1009	Stainless screw & flange washer (pkt 25)

CHANNEL DRAINS



Slotted stainless and black grate lids

CODE SS	CODE BLACK	LENGTH	WIDTH
CD780-S	CD780-S-B	780mm	75mm
CD880-S	CD880-S-B	880mm	75mm
CD980-S	CD980-S-B	980mm	75mm
CD1180-S	CD1180-S-B	1180mm	75mm
CD1500-S	CD1500-S-B	1500mm	75mm



Tile insert stainless and black lids

CODE SS	CODE BLACK	LENGTH	WIDTH
CD780-T	CD780-T-B	780mm	75mm
CD880-T	CD880-T-B	880mm	75mm
CD980-T	CD980-T-B	980mm	75mm
CD1180-T	CD1180-T-B	1180mm	75mm
CD1500-T	CD1500-T-B	1500mm	75mm



Plain stainless and black lids

CODE SS	CODE BLACK	LENGTH	WIDTH
CD780-P	CD780-P-B	780mm	75mm
CD880-P	CD880-P-B	880mm	75mm
CD980-P	CD980-P-B	980mm	75mm
CD1180-P	CD1180-P-B	1180mm	75mm
CD1500-P	CD1500-P-B	1500mm	75mm

*SS - Stainless Steel



aquamox

0800 404042
sales@crestshowers.co.nz
aquamox.co.nz