

SPECIFICATION SHEET

Oxley Slim 750 1-Drawer Wall Hung Vanity

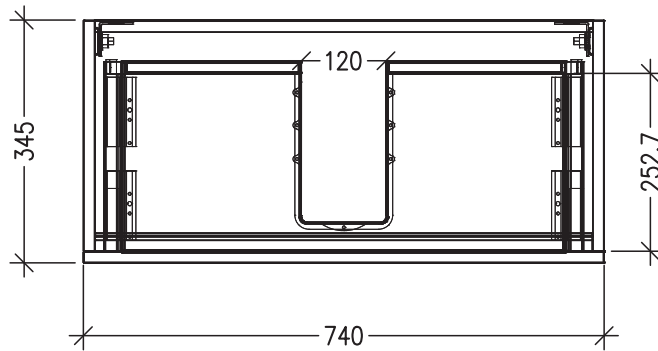


Features

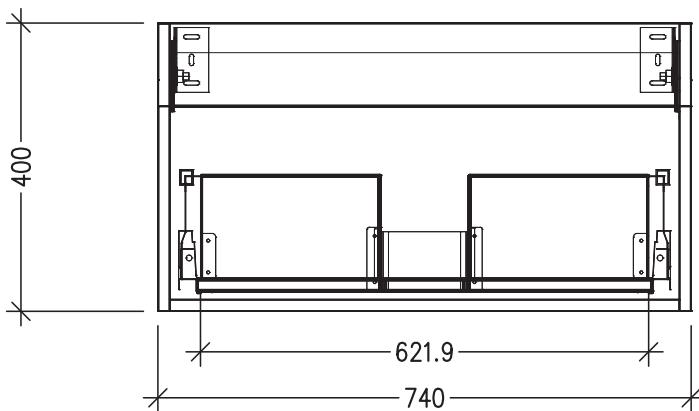
- 1-Drawer Wall Hung Vanity
- StoneCast 50mm Basin
- Full Extension Soft Close Drawer with Extrusion - *Extrusion upgrade options available*
- Dimensions: H420 x W750 x D350

Technical Details

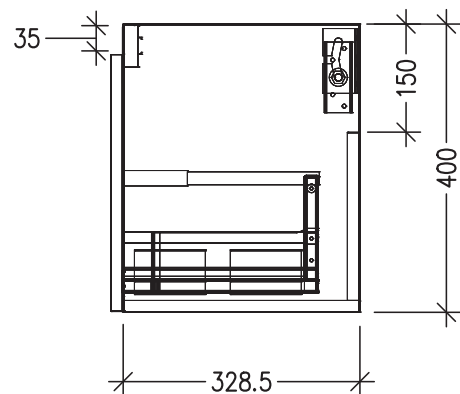
Note: All measurements shown are in millimetres. Sizes are nominal.



TOP VIEW



FRONT VIEW



SIDE VIEW

SPECIFICATION SHEET

StoneCast 750 Basin

H50 X W750 X D350

