

# SPECIFICATION SHEET

## Oxley Slim 900 1-Drawer Wall Hung Vanity

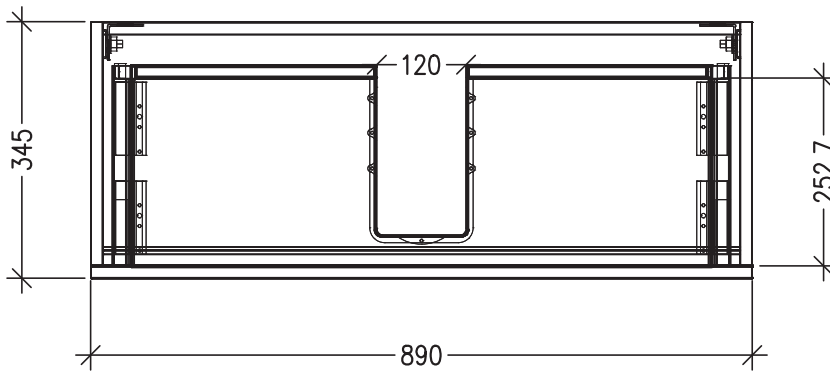


### Features

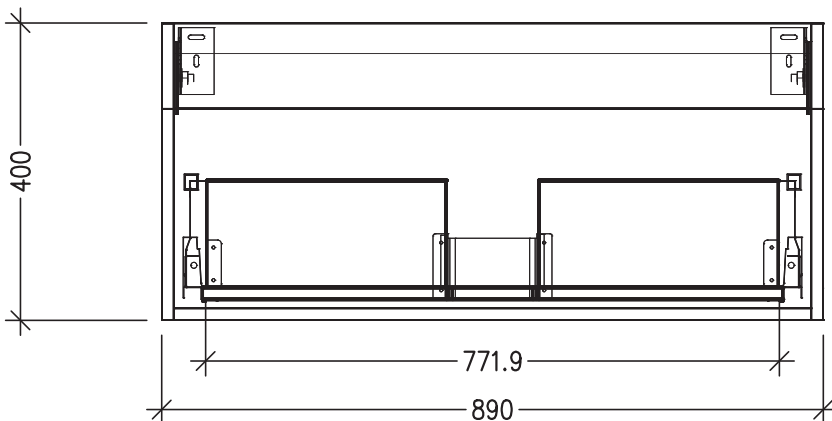
- 1-Drawer Wall Hung Vanity
- StoneCast 50mm Basin
- Full Extension Soft Close Drawer with Extrusion - *Extrusion upgrade options available*
- Dimensions: H420 x W900 x D350

### Technical Details

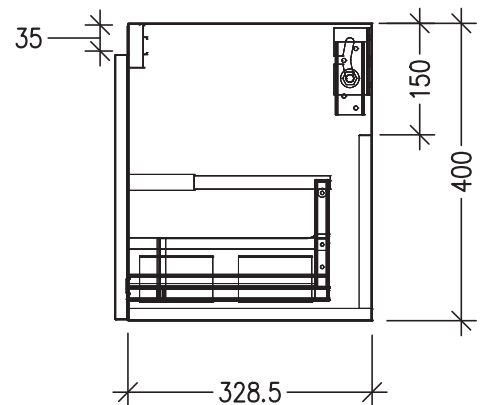
Note: All measurements shown are in millimetres. Sizes are nominal.



TOP VIEW



FRONT VIEW



SIDE VIEW

# SPECIFICATION SHEET

## StoneCast 900 Basin

H50 X W900 X D350

