

SPECIFICATION SHEET

Vega 900mm 2 Drawer Floor Vanity




Features

- Floorstanding
- Full Extension Soft Close Drawers
- Negative detail finger pull with extrusion
- Cabinet: Laminate Woodgrain & Solid Colours on MR Board
- Slab Top Options: 20mm Quartz Top or StoneCast Top
- Dimensions: H820 x W900 x D465
- Floor plumbing provision has been allowed for with a 60mm space behind lower drawer. Note lower drawer DOES NOT have a plumbing cutout and is designed to offer full storage space.
- **Optional: Floor plumbing waste provision in bottom drawer [88515] - Additional \$75 RRP**

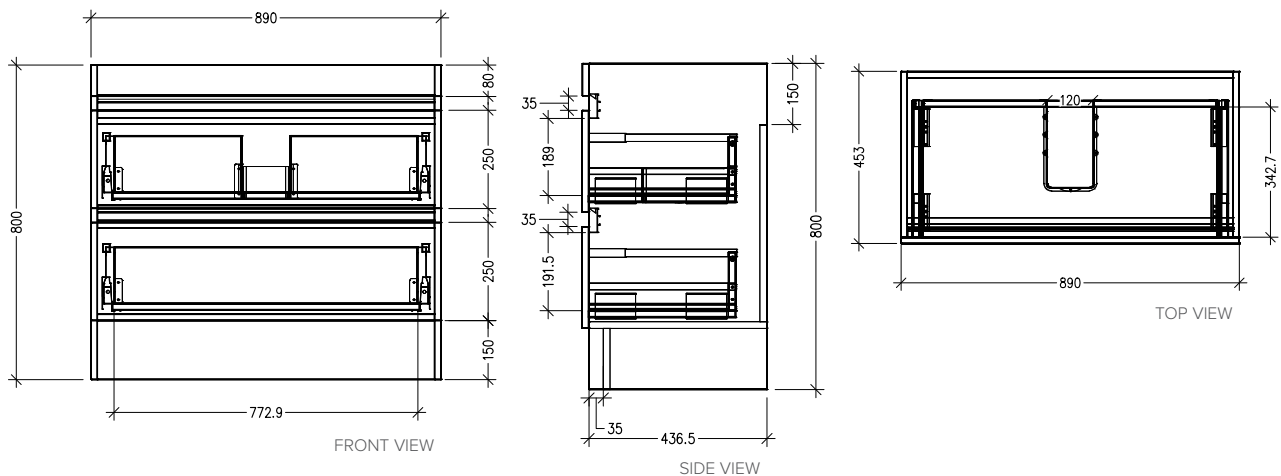
*Note: Vessel basins are purchased separately.
Visit www.newtech.co.nz for full range of vessel basin options.*

Colour Options with Code



Technical Details

Note: All measurements shown are in millimetres. Sizes are nominal.



SPECIFICATION SHEET


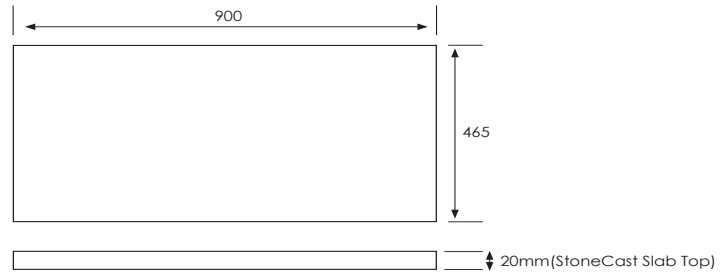
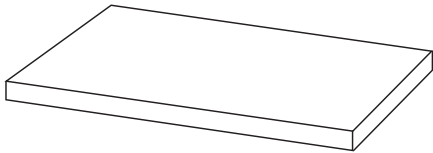
Slab Top Options

StoneCast Slab Top 900

W900 x D465 x H20

Gloss White - SC

Matte White - SCMW



Gloss White




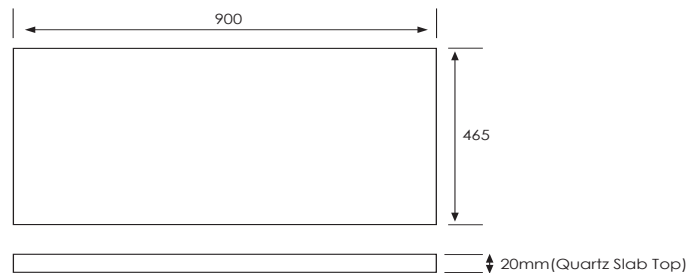
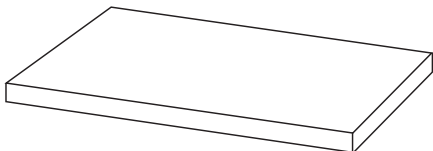
Matte White

Quartz Slab Top 900

W900 x D465 x H20

Midnight Stone - MS

Himalaya - HY



Midnight Stone



Himalaya

Tap Hole Position

Tap hole position must be specified

- NTH** No Tap Holes
- CTH** Centre Tap Holes
- LTH** Left Tap Holes
- RTH** Right Tap Holes
- ITH*** Inside Tap Holes
- OTH*** Outside Tap Holes

*only applicable with double basins